

Programming

- Individual abbreviated number *51* (0-9) * No. #
Note! In Finland: (1-9)
- Erase one number #51* (0-9) #
- Erase all numbers #51#

- Function key on Dialog 3210
- Function key on Dialog 3211, 3212, 3213

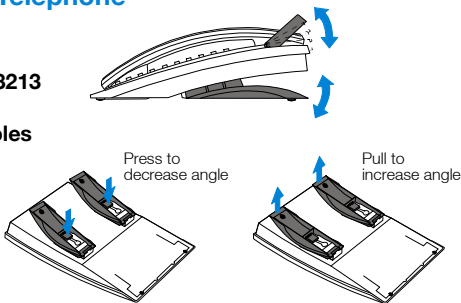
Display Language*

- Change *08* Language code #
- | | | |
|-----------|-----------|---------|
| 0 English | 3 Spanish | 6 |
| 1 French | 4 Italian | 7 |
| 2 German | 5 | 8 |
| | | 9 |

Adapting the Telephone

Tilting display on Dialog 3212 and 3213

Tilting foot consoles



Symbol Explanations

- Lift the handset
- Replace the handset
- (0-9) Press a wanted digit on the keypad
- 6 Press the key
- Diversion
- 2x DEF 3 Press repeatedly the key as many times as shown
- Pre-programmed key
- Extinguished lamp
- Programmable key (name or function code)
- Steady light
- Key below the display (Dialog 3213 only)
- Flashing lamp

Help for Telephone Type Identification



*Optional **Only available for newer software versions of the telephone

Volume Control

- At idle or when ringing: Tone ringer volume
- During calls: Handset or loudspeaker volume

Tone Ringer Character

- Select character for Dialog 3210
- Select character for Dialog 3211, 3212, 3213

Ringing Options

- Program permanent options for Dialog 3210
- Program permanent options for Dialog 3211, 3212, 3213
- Temporary options** Silent ringing/Cancel
- Mute when ringing

Lamp Indications

- Rapidly flashing lamp Incoming call
- Slowly flashing lamp The line is put on hold
- Light with short breaks Ongoing call
- Steady light The function is active or a supervised line is busy

Dialog 3210, 3211, 3212, 3213

System Telephones for MD110



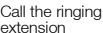
Quick Reference Guide












Free Seating*

Log on * 11 * Individual auth. code * Ext. #
Log off # 11 #











Answer Calls

In general  or 
Handsfree (Dialog 3211, 3212, 3213 only)
On another extension (Call pick-up)  8 **Note! In France: 4 In Sweden: 6**





Make Calls

Ordinary calls Dial number
Common abbreviated number Dial abbreviated number
Individual abbreviated number * * (0-9) **Note! In Finland: * * (1-9) In Sweden: (0-9) #**
Dial by a function key 
Last external number redial * * * **Note! In Finland: * * * 0 In Sweden: * * ***
Dial by name* (example: Eva)  2x  3x  8   
Dial by Number log* (Dialog 3213 only) Number log  






During Connected Calls

Switch to loudspeaker (Dialog 3211, 3212, 3213 only) 
Switch to handsfree (Dialog 3211, 3212, 3213 only)  
Switch to monitoring via loudspeaker (Dialog 3210 only)  
Switch to handset 
Mute/cancel  /  or  / 
Dialling 9 Dial digits **Note! In Finland: 1**



On Hold

Individual
Resume call  
Common
Resume call - own ext. 8  **Note! In France: 4 In Sweden: 6**
Resume call - another extension  8 **Note! In France: 4 In Sweden: 6**
Call the extension where the call was put on hold


Inquiry

Ongoing conversation  Call the 3rd party
Refer back  or 
Return to first party  


Transfer

Ongoing conversation  Call the 3rd party  (Press before or after answer)



Conference

Ongoing conversation  Call the 3rd party 3 (Press after answer)

When Busy Tone or No Answer

Callback 6  **Note! In Finland: 5 In Sweden: 5**
Cancel individual Callback * 37 * Ext.. #
Cancel all Callbacks # 37 #
Activate Call waiting 5 (At busy tone) Wait on the line **Note! In France: 6 In Sweden: 4**


Call Forwarding

Diversion  or * 21 #
Diversion  or # 21 #
Cancel
Diversion at no answer * 211 #
Cancel # 211 #
Diversion at busy tone * 212 #
Cancel # 212 #
Diversion bypass * 60 * Ext. #
Follow-me
Order from your own extension * 21 * New ext. #
Cancel # 21 #
Re-direct from answering extension * 21 * Own ext. * New ext. #
Cancel from answering extension # 21 * Own ext. # **Note! In U.K. for Follow-me: Dial 2 instead of 21!**
External follow-me * 22 # External code/No. #
Cancel # 22 #
Personal number*
Activate or change profile * 10 * (1-5) #
Cancel # 10 #

General Cancellation

Cancel all activated features # 001 #



Voice Mail*

Entering your mailbox:
In general Dial Voice Mail number Follow recorded instructions
New message received  Follow recorded instructions

Absence Information*

Activate * 23 * Cause * HMM/ MMDD #
Cancel # 23 #

Account Code*

New external call * 61 * Account code # External code & No.
Ongoing external call  * 61 * Account code #  **Note! In Finland and Norway: Dial 71 instead of 61!**

Authorization Code*

Common code
One single call * 72 * Common code # External code & No.
Unlock for some calls # 73 * Common code #
Lock after some calls * 73 * Common code #
Individual code
Unlock your telephone # 76 * Individual code #
Lock your telephone * 76 * Individual code #
Call from own telephone when locked * 75 * Individual code *
Assign another telephone * 75 * Individual code * Own ext. # External code & No.
Change code * 74 * Old code * New code #